


There is a system behind it



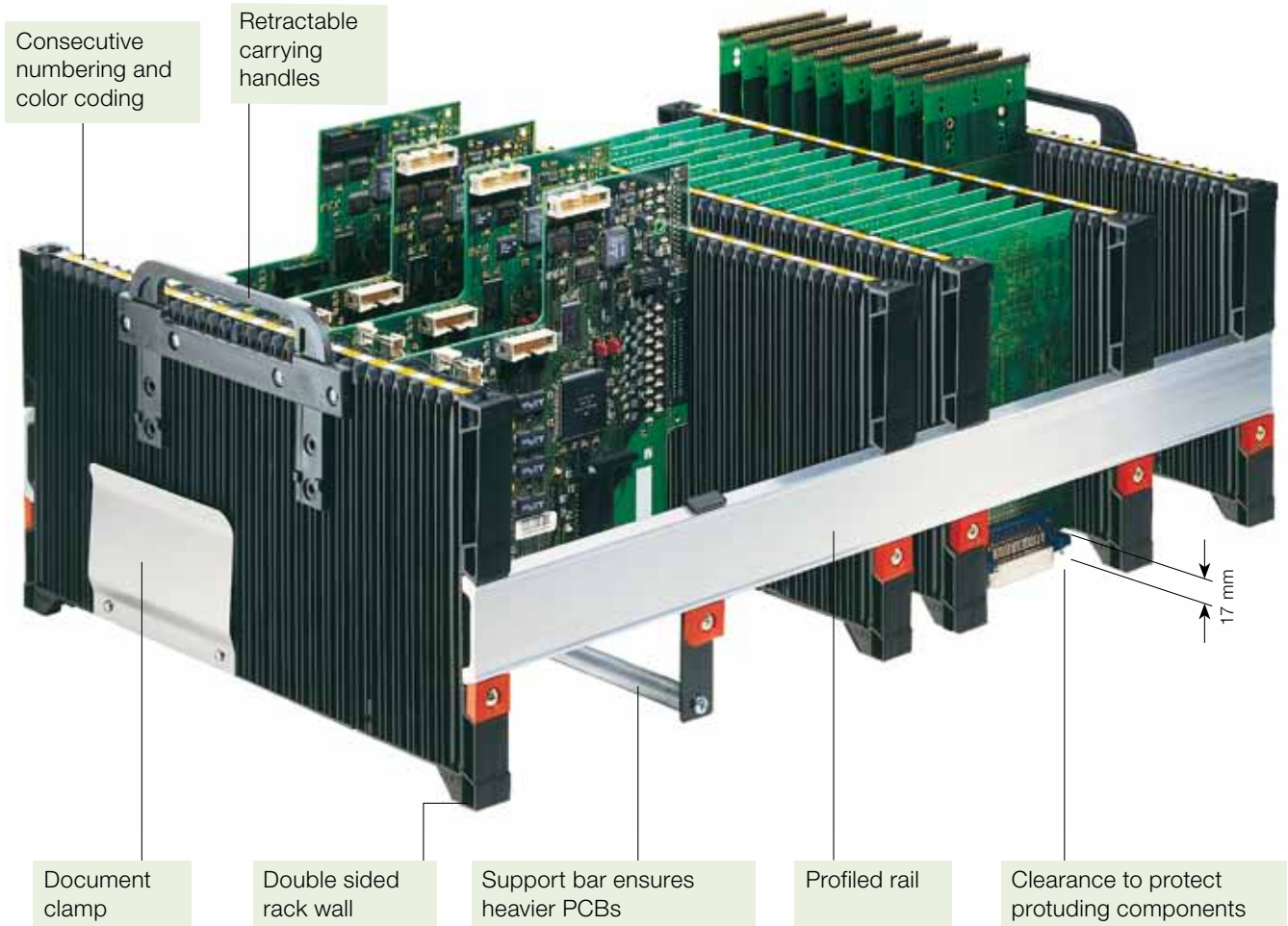
The cab PCB magazines can be filled when standing vertical or laying horizontal. The system is totally adjustable for width and can be assembled according to your individual requirements. For different size PCBs we offer PCB magazines with a height of 100, 180 and 300 mm.

All magazines have 32 slots, each with a 10 mm clearance between them, thereby providing maximum use of available space.

Secure

The precision molded slots are funnel shaped at each end to simplify the insertion of each circuit board.

The location of each mounting slot is shown by yellow and white positioning strips. These enable boards to be loaded while avoiding the risk of being loaded by hand in the wrong position.





Fast and easy assembly

The magazine walls can be secured to the profiled rails in any position required. Two identically sized circuit boards are inserted between the walls, into the adjustment slots at the extreme ends of each wall. The second wall is then pressed firmly onto the boards and screwed tight.



Rigid and stable

The magazine walls are constructed in sandwich form, and are therefore particularly rigid. For heavy mechanical and thermal force the magazine walls can additionally be reinforced by the use of a steel rod.



Slot lock

To prevent damage to the PCB board during insertion, we offer slot locks which cover slots not in use.



Stackable

At the corners of each magazine are male and female connectors which allow the racks to be stacked upon another. The lower edge of each magazine-side has a molded recess which allows the magazine to be gripped and lifted without problem.



Vertical mounting

Before soldering, the circuit board must be stored horizontally. The magazine can therefore stand vertically.



Transport containers

For transport purposes, the PCB magazines can be loaded into containers. These containers have norm sizes of 600 x 400 mm and 400 x 300 mm. Retractable handles enable the magazines to be removed with ease.

PCB Magazines Series 100 / 180 / 300

with 32 slots

Flexing of the magazine walls under loading

When the PCB Magazine is correctly assembled, each side wall may flex less than 1,0 mm, to ensure a secure mounting of the PCB. The measurements were using 16 circuit boards, with a clearance of 20 mm between each other, and a weight per board of 500 g. Upon request, a copy of the test report is available.

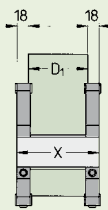
Critical loading can occur as follows:

1. When the magazine is laid on its side on a flat surface, and then lifted.
2. When being transported in the vertical position, and the position is changed to the horizontal.

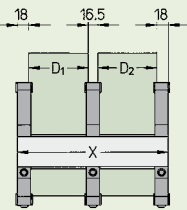
Technical Data	100	180	300
Material	Polypropylene		
Color	black		
Surface resistance	as per DIN EN 61340-5-1 < 10 ⁹		
Dimensions			
Slot width mm	2.8	4.0	3.5
Slot depth mm	2.0	2.5	2.5
Amount	32	32	32
Distance of PCBs mm	10	10	10
Flexing with a total load of 8 kg			
Temperature 23°C not reinforced	1.0	0.8	0.4
Temperature 23°C with reinforced	0.5	0.4	-
Temperature 70°C not reinforced	-	-	0.8
Temperature 70°C with reinforced	0.9	0.7	-

The length of profiled rail (Dimension X) is calculated based upon the dimensions as shown below.

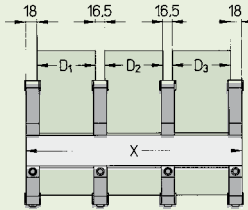
Dimension D = PCB Width
Dimension X = Length of Profiled Rail



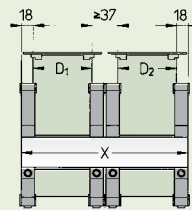
$$x = 36 + D1$$



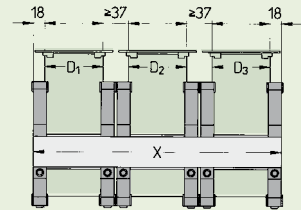
$$x = 52 + D1 + D2$$



$$x = 69 + D1 + D2 + D3$$



$$x \geq 73 + D1 + D2$$



$$x \geq 110 + D1 + D2 + D3$$

Delivery program











Part No.	Description
8910063	PCB Magazine Testset 100
e.g. for 100 mm wide PCBs	
Contents:	4 Side Walls 100 2 Profiled Rails 369 mm long 1 Document Clamp
Weight:	1.4 kg

Part No.	Description
8910064	PCB Magazine Testset 180
e.g. for 100 mm wide PCBs.	
Contents:	4 Side Walls 180 2 Profiled Rails 369 mm long 1 Document Clamp 1 Set Carrying Handles
Weight:	2.5 kg

Part No.	Description
8910065	PCB Magazine Testset 300
e.g. for 233.4 mm wide PCBs.	
Contents:	2 Side Walls 300 4 Profiled Rails 269 mm long 1 Document Clamp 1 Set Carrying Handles
Weight:	2 kg

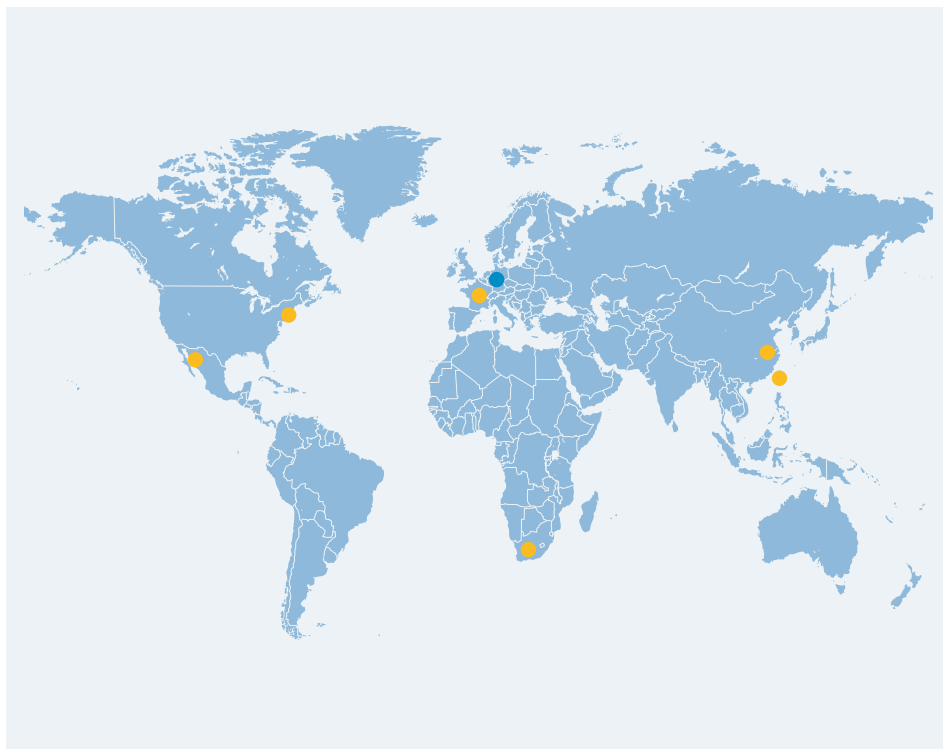
Delivery program

PU = packaging unit

	Part No.	Description	Weight	PU 1	PU 2
	8910050	Rack Wall 100	0.28 kg	1 pieces	30 pieces
	8910102	Rack Wall 100 reinforced	0.40 kg	1 pieces	30 piece
	8913913	Rack Wall 100 with drilling for Slot Lock	0.28 kg	1 pieces	30 pieces
	8910060	Rack Wall 180*	0.53 kg	1 pieces	30 pieces
	8910104	Rack Wall 180* reinforced	0.65 kg	1 pieces	30 pieces
		*incl. Drilling for Slot Lock			
	8912049	Stegwand 300	0,7 kg	1 pieces	18 Stück
	8913914	Stegwand 300 mit Bohrungen für Nutensperre	0,7 kg	1 pieces	18 Stück
 <p data-bbox="212 1406 751 1469">The profiled rails are supplied according to your requirements, xxxx is the length in mm.</p>		Länge in mm			
	8910136	Profilschiene 0136	0,06 kg	2 pieces	-
	8910252	Profilschiene 0252	0,11 kg	2 pieces	-
	8910547	Profilschiene 0547	0,24 kg	2 pieces	-
	8911000	Profilschiene 1000	0,45 kg	2 pieces	-
	8912000	Profilschiene 2000	0,90 kg	2 pieces	-
	891xxxx	Profilschiene xxxx		2 pieces	-
	8910009	Klammer für Begleitpapiere		1 Satz	25 Satz
	8912004	Auflageschiene 100		1 Satz	10 Satz
	8912005	Auflageschiene 180		1 Satz	10 Satz
	8912006	Auflageschiene 300		1 Satz	10 Satz
	8912007	Tragegriff 100		1 Satz	25 Satz
	8910097	Tragegriff 180/300		1 Satz	25 Satz
 <p data-bbox="320 2036 632 2065">Slot Lock 1 Slot Lock 2</p> <p data-bbox="376 2085 584 2114">pictures increased</p>	8913916	Nutensperre 1		100 Satz	-
	8913917	Nutensperre 2		100 Satz	-

- *Headquarters in Germany*
- *cab subsidiaries*
350 distribution partners
in more than 80 countries.

cab is represented in every active commercial center - worldwide.



www.cab.de

Germany

cab Produkttechnik
GmbH & Co KG
Postfach 1904
76007 Karlsruhe
Wilhelm-Schickard-Str. 14
76131 Karlsruhe
Telefon +49 721 6626-0
Telefax +49 721 6626-249
www.cab.de
info@cab.de

Representatives in other countries on request.

France

cab technologies s.a.r.l.
67350 Niedermodern
Téléphone +33 388 722 501
www.cab.de/fr
info.fr@cab.de

USA

cab Technology Inc.
Tyngsboro MA, 01879
Phone +1 978 649 0293
www.cab.de/us
info.us@cab.de

South Africa

cab Technology (Pty.) Ltd.
2125 Randburg
Phone +27 11-886-3580
www.cab.de/za
info.za@cab.de

Asia 亚洲

cab Technology Co, Ltd.
希爱比科技股份有限公司
Junghe, Taipei, Taiwan
Phone +886 2 8227 3966
www.cab.de/tw
info.asia@cab.de

China 中国

cab (Shanghai) Trading Co., Ltd
铠博(上海)贸易有限公司
Phone +86 21 6236-3161
www.cab.de/cn
info.cn@cab.de

This documentation and any translations hereof are the property of cab GmbH & Co KG.

The replication, processing, reproduction or distribution in whole or in parts requires our prior written consent. © Copyright bei cab/9008452.

All delivery, design and technical specifications are compiled to the best of our current knowledge and are subject to change without prior notice.