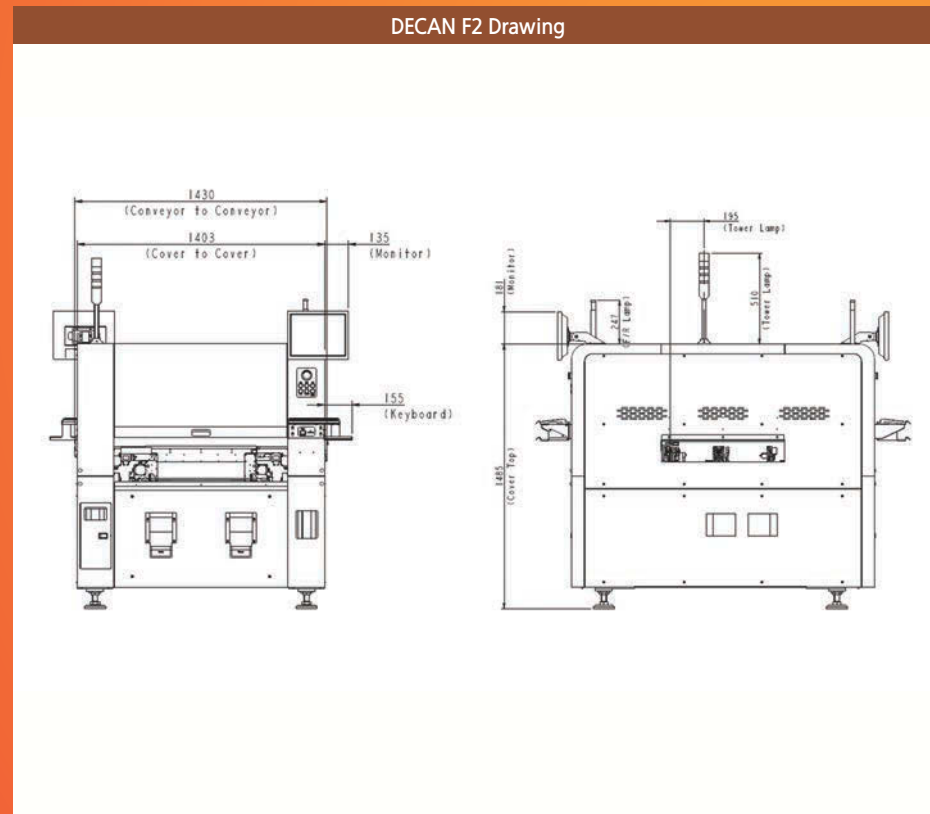


Technical Specifications



Model	DECAN F2
Head Type	FS
# of Spindles	10 Spindles x 2 Gantry
Vision	Flying Vision Stage Vision (Option)
Placement Speed	80,000 CPH (Optimum)
Placement Accuracy	±40um Cpk ≥ 1.0 (0402 chip) ±30um Cpk ≥ 1.0 (QFP/Stagevision)
Component Range	Flying: 0402 (01005 inch) ~ □16mm, H10mm Stage(Option): Max. □42mm, H15mm
PCB size	50 x 40 ~ 510 x 460mm (standard) Max. 740 x 460 mm (Option)
Conveyor Configurations	standard : 1-2-1 Option : 1-2-2 / 2-2-2 / 2-2-1 Factory Option : Single Conveyor (Jedec Tray 2ea)
Feeder Capacity (8mm)	120 ea
Power	· Voltage : 3 phase AC 200/208/220/240/380/415V ±10% · Frequency : 50/60Hz · Power Consumption : Max. 5.0 kVA
Air consumption	50 NI/min
Weight	About 1,800kg
External Dimensions (mm)	1,430(L) x 1,740(D) x 1,485(H)

For the
Next Decade

DECAN F2

MMS Division SMT Overseas Business Dept.

Main Office : Samsungtechwin R&D Center, 701, Sampyeong-dong, Bundang-gu, Sungnam-Si, Gyeonggi-Do, 463-400, Korea

· Tel : +82-70-7147-5459, 6309 Fax : +82-31-8018-3723

· http : // www.samsung-smt.com · The dimensions and product specifications in this catalog may bechanged without prior notice.



SAMSUNG TECHWIN



SAMSUNG TECHWIN

DECAN F2

High Speed Wide Range Placer
for the Next Decade



Responding to changes in your products

Conveniently modified on site to be capable of handling large-size PCBs; an industry first. Customer costs are minimized, and products can be changed without additional investments in new equipment.



Improved versatility

High-speed and high-precision production from microchips to odd-shaped components in the same platform



Maximized production efficiency

Part mounting and PCB transportation path are optimized with flying vision and modular conveyor sections.

Best in class productivity

The DECAN F2 next-generation high-speed universal chip mounter, provides the highest productivity and mounting precision in its class. The modular conveyor allows optimal PCB flow and it is possible to convert to large board handling in the customer facility. Stage vision and tray feeder options increase its flexibility.

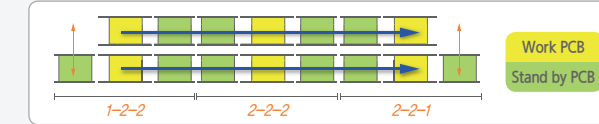
	Standard	1 st Machine	Medium Machine	Last Machine	Extra Large PCB
In-let	1 (Shuttle)	1 (Shuttle)	2	2	1
Work	2	2	2	2	1
Out-let	1 (Shuttle)	2	2	1 (Shuttle)	1
Configurations					

» HIGH PRODUCTIVITY »

Optimizing PCB transportation paths for the highest productivity using

Modular Conveyors

- ▶ Shuttle and dual lane configurations are supported with a modular conveyor that is replaceable on site.
- ▶ PCB supply time is shortened as a result of the high-speed shuttle conveyor.




Minimized head path for improved equipment speed

Twin Servo Control

- ▶ Linier motors ensure high-speed operation
- ▶ Twin servo control

High-speed Flying Head

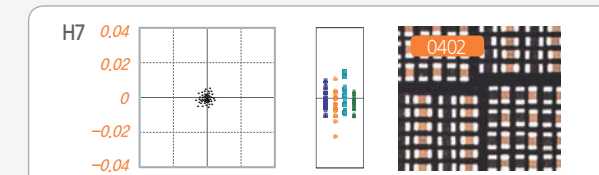
- ▶ Minimized head movement path through recognizing parts on the fly



» HIGH RELIABILITY »

Placement Accuracy : ±40µm (0402 metric)

- ▶ high-precision linear scale control and rigid construction
- ▶ Provides precision calibration algorithms and diverse automatic calibration functions

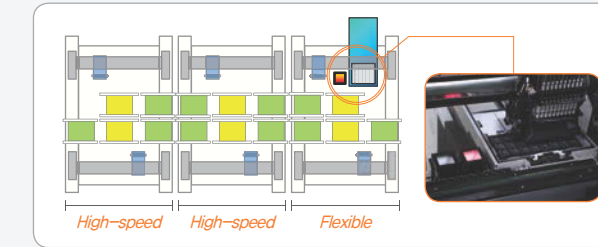


» FLEXIBLE LINE SOLUTION »

Provides optimal line solutions through versatility and productivity improvement

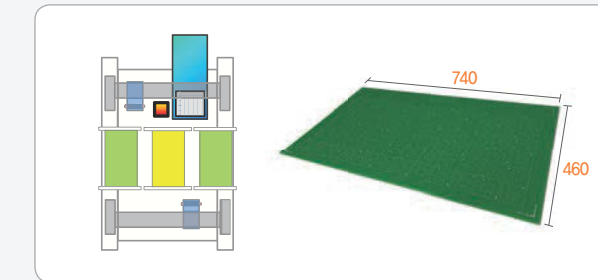
DECAN Line

- ▶ Optimal line configuration from chips to uniquely-shaped components in a single platform




Equipment capable of placing to large PCBs, and can be reconfigured on site

- ▶ Standard equipment can be reconfigured for 740mm X 460mm PCB's



Places to odd-shaped components using feeders or the Tray option

- ▶ Capable of placing 42mm components with stage vision option



» EASY OPERATION »

Easy, User friendly software

- ▶ Convenient production and editing of work programs and built-in equipment optimization software
- ▶ large-scale LCD screen



High-precision, convenient electric feeders

- ▶ Calibration and maintenance-free.
- ▶ Single reel bank mounted feeder
- ▶ Improved productivity through automatic part pick-up position alignment



Reduced work load through automated feeder loading (smart feeder)

- ▶ Industry first automatic loading and splicing capabilities
- Significantly reduces setup and changeover times
- ▶ Zero consumables costs for splicing

