

Advanced High Speed Flexible Mounter **SM481**

As a general component placer whose vision system is reinforced based on the platform of the SM471 high speed chip shooter and whose chip placement speed is the highest among the same class component placers, the SM481 realized a chip placement speed of 39,000 CPH, the highest among the same class component placers, by applying a head with one gantry and ten spindles as well as new flying vision and by maximizing the pickup and placement motion. In addition, it is applicable up to 0402 chips and □42mm ICs. It has improved actual productivity and placement quality by applying high speed and high precision electrically driven feeders. Furthermore, since it is designed to be compatible with SM series pneumatic feeders, it maximizes the customer's operational convenience.



- 39,000 CPH(Optimum)
- 1 Gantry x 10 Spindles/Head
- Applicable part : 0402 ~ □42mm(H 15mm)
- Applicable PCB : 460(L) x 400(W)(Standard)
Max. 740(L) x 460(W)(Option)
- High Speed, High Precision and Electrically Driven Feeder
 - Automatic pick-up position alignment function
 - Compatible with SM pneumatic feeders
- New Vacuum System and Optimized Pickup/ Placement Motion
- SMART Feeder
 - World's first Auto Splicing and Auto Loading

Advanced High Speed Flexible Mounter


SM481



Realizes Super-high Placement Speed of 39,000 CPH

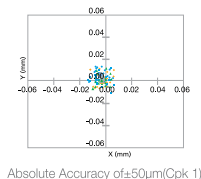
Realizes the highest placement speed among the same class chip placers by applying a new flying head mechanism with 10 spindles as well as optimized pickup/placement motion

Since it allows part recognition without stopping after part pickup by applying its original On-the-Fly image recognition technology, the SM481 model maximizes the part placement speed by minimizing the time to move between the pickup position and placement position and by reducing the recognition time to almost zero.



Placement accuracy correction system

Chip $\pm 50\mu\text{m}$ (Cpk ≥ 1.0)
The newly upgraded placement accuracy calibration system automatically checks and corrects the pickup point offset, head offset, C/V offset, etc. to allow reliable part placement.




Reinforced Applicability to Parts and PCBs

- Applicable to parts from 0402 to $\square 42\text{mm}$ (H 15mm) as well as BGA/CSP parts
- Applicable to Max. 740(L) x 460(W) PCBs for long boards applied to LEDs and displays
- Supports automatic recognition of the entire pickup position by being equipped with a fiducial camera at the left and right respectively

Applies a New Illumination System

Reinforced applicability to odd-shaped parts including BGA, CSP, etc., by applying three-staged illumination systems (Side, Coaxial and Outer illumination).



Applies a New Vacuum System

- Minimized delay of part placement due to optimization of pneumatic path
 - Realizes stabilized part pickup and minimized air consumption by applying a vacuum pump
- ※ Air consumption is less than 50Nl/min when using a vacuum pump.

Electrically Driven High Speed and High Precision Feeder

Electrically driven SM feeder

- Allows integrated use of 0603/2P/4P
 - Equipped with a function to automatically align the pickup position between feeders to improve the simultaneous pickup rate.
 - Able to set various part supply speeds to improve the stability of part supply.
 - Automatic feeding pitch recognition function
- ※ Compatible with SM pneumatic feeders



SM smart feeder

- The world's first feeder equipped with Auto Splicing and Auto Loading functions
 - Maximizes work convenience and actual productivity by automating the splicing process for part reel replacement normally performed by hand.
 - Applicable to reels with a small quantity of parts
- ※ Compatible with SM pneumatic feeders



Specifications

Model		SM481	
Alignment		Flying Vision + Stage Vision (Option)	
Number of Spindles		10 Spindles x 1 Gantry	
Placement Speed		39,000 CPH (Optimum)	
Placement Accuracy	Chip/QFP		$\pm 50\mu\text{m}$ @ $\mu+3\sigma$ / Chip, $\pm 30\mu\text{m}$ @ $\mu+3\sigma$ / QFP (Based on the standard chips)
	Component Range	Flying Vision	FOV 24
Stage Vision (Option)		FOV 35	~ $\square 16\text{mm}$ IC, Connector (Lead Pitch 0.3mm) * BGA, CSP (Ball Pitch 0.4mm)
			~ $\square 32\text{mm}$ IC, Connector (Lead Pitch 0.4mm) * BGA, CSP (Ball Pitch 0.5mm)
Board Dimension (mm)	Max. Height	10mm (Option : 15mm)	
		Minimum	50(L) x 40(W)
	Maximum	460(L) x 400(W)	510(L) x 460(W) (Option)
		610(L) x 510(W) (Option)	740(L) x 460(W) (Option)
PCB Thickness		0.38 ~ 4.2	
Feeder Capacity		120ea / 112ea (Docking Cart)	
Utility	Power	AC 200 / 208 / 220 / 240 / 380 / 415 V (50/60Hz, 3Phase) Max. 4.7kVA	
	Air Consumption	0.5 ~ 0.7MPa (5 ~ 7kgf/cm ²) 180Nl/min, 50Nl/min (Vacuum Pump)	
Mass		Approx. 1,655kg	
External Dimension (mm)		1,650(L) x 1,680(D) x 1,530(H)	



SAMSUNG TECHWIN

MMS Division SMT Overseas Business Dept.

Main Office
Samsungtechwin R&D Center, 701, Samsyeong-dong, Bundang-gu, Sungnam-Si, Gyeonggi-Do, 463-400, Korea
• Tel : +82-70-7147-5459, 6309 Fax : +82-31-8018-3723
• http : // www.samsung-smc.com

• The dimensions and product specifications contained in this catalog may be changed for the quality improvement without prior notice.

August, 2012